

Fun Things to do with Shapes Etc. Notepads...


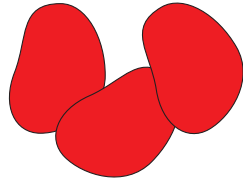
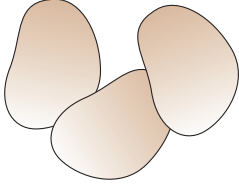
and Lima Bean Counters... by Susan DeMuth and Carol Hartery




1. Make Lima Bean "Lady Bug" Counters*

- ◆ Spray paint lima beans red. Add black lines and dots with a Sharpie® Marker.
- ◆ Inexpensive and fun to make... Store in a snack size Zip-lock® Baggie.


*Do not use these with children under the age of 3 or with those who put things in their mouths.



Sunflower & Ladybug Counting Activity



- ◆ Start with a Large Sunflower Notepad SE-124
- ◆ Label sheets 1-10 (or higher)
- ◆ Laminate for permanence
- ◆ Store in an envelope



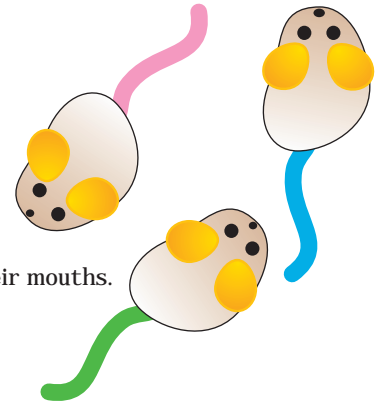
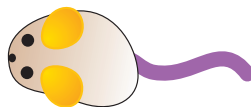

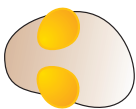
Let's Count 1- 10
Sunflowers
&
Ladybugs




2. Make Lima Bean "Mice" Counters*

- ◆ Inexpensive and fun to make!
- ◆ Glue on two kernels of popcorn for ears with Tacky® Glue.
- ◆ Glue on a 1 1/2" piece of yarn for a tail with Tacky® Glue.
- ◆ Add black dots for eyes and a nose with a Sharpie® Marker.
- ◆ Store counters in a snack size zip-lock® bag.

*Do not use these with children under the age of 3 or with those who put things in their mouths.



"Mouse Count"



"Mouse Count" Math Activity

- ◆ Read "Mouse Count" by Ellen Stoll Walsh
- ◆ Start with a Large Jar Notepad SE-36 and label sheets 1-10 (or higher)
- ◆ Laminate jars for permanence
- ◆ Store mice in a snack size zip-lock® bag
- ◆ Store jars in a big zip-lock® bag or envelope