

Hey Diddle Diddle... Quick & Easy Action Puppets by Susan DeMuth



Directions:

- Tape a sheet of a notepad to a craft stick... Voila! It's a puppet! Make a cow, little dog and a cat with a fiddle!
- Use the moon pattern below to create a moon puppet. Copy and trace on a 6" paper plate, then cut it out. Draw the eye, mouth and add a craft stick.
- Copy, color & cut the dish and a spoon. Glue onto a 6" paper plate and add a craft stick.

Materials:


- 1 Sheet SE-129 Large Cat Notepad
- 1 Sheet SE-755 Mini Violin Notepad (fiddle)
- 1 Sheet SE-757 Mini Red Dog Notepad (little dog)
- 1 Sheet SE-130 Large Cow Notepad
- 2 paper plates 6"
- Glue Stick
- Scotch™ Tape
- 5 Craft Sticks

Optional:

- Wiggle Eyes

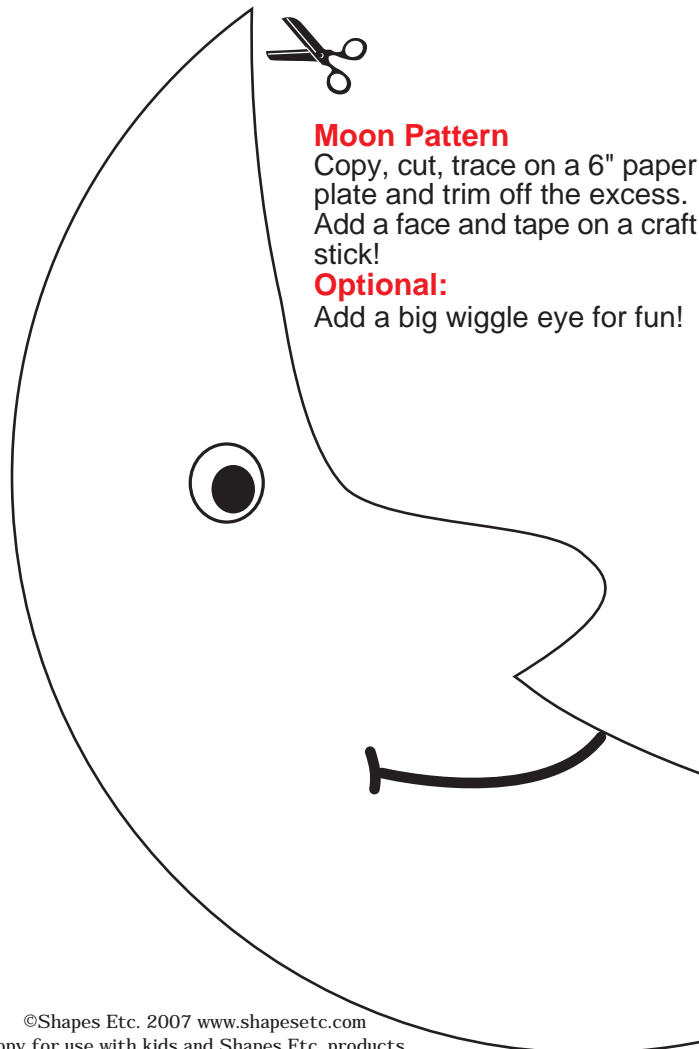
Variation:

- Plastic dish & plastic spoon



Hey Diddle Diddle

Hey diddle diddle,
the cat and the fiddle,
the cow jumped over the moon,
the little dog laughed to see such sport,
and the dish ran away with the spoon.




Moon Pattern

Copy, cut, trace on a 6" paper plate and trim off the excess. Add a face and tape on a craft stick!

Optional:

Add a big wiggle eye for fun!



Dish & Spoon Pattern

Copy, color, cut out the circle. Glue onto a 6" paper plate. Tape on a craft stick... and the "dish ran away with the spoon is ready for action!

Variation:

Use a real plastic dish and a plastic spoon and add craft sticks & faces!