


Eight Great Christmas Ideas... by Susan DeMuth




1. Books and Cards

Create books and cards. Embellish with gel pens, glitter glue and just for fun, try calligraphy pens for a festive flair.



2. Puppets

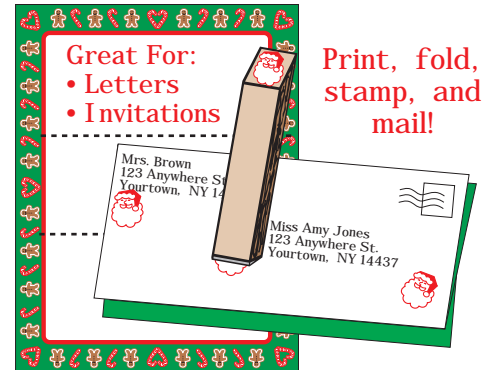


Tape on a craft stick!

3. Ready, Set, Write!




Make a writing center and keep it stocked with seasonal supplies. Provide creative ways to send seasonal greetings to friends and family. Send cards and letters to our troops who are away from home. Combine "Holiday Cheer" computer paper, notepads, rubber stamps, stickers and your creativity!



4. Stamp Tags

- Stamp mini notepads or small creative cut-outs.
- Hole punch and add yarn.



5. Decorate Bags

- Story Bags
- Goodie Bags

Glue a notepad sheet on a paper bag and decorate with rubber stamps. Optional: cut around the top.



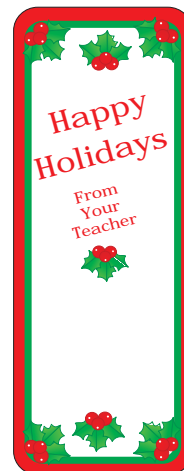
6. Create a Keepsake

- Print a favorite holiday quote, add hand prints, date & laminate.



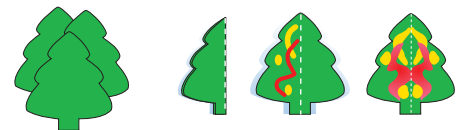
7. Quick gifts on the go!

- Create Keepsakes
- Laminate a photograph.
- Hole punch and add yarn.
- Decorate a pencil can.
- Make gift bags and tags.

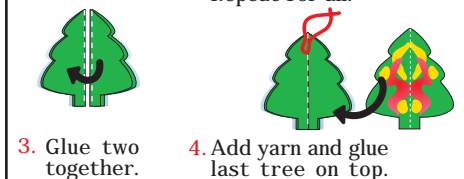


Give a bookmark "From Your Teacher" Write a special note on the backside.

8. Paint & Fold 3-D Ornaments



1. Start with three trees.
2. Fold, unfold and paint. Re-fold, unfold and dry well. Repeat for all.



Use the same idea with snowflakes and silver glitter glue!

